


## COMP ACCESSORY MOUNT



### WATERTIGHT FOR LIFE

Pegasus Solar's Comp Accessory Mount secures conduit, a junction box, or other accessories on composition shingle roofs. Designed to last decades, the one-piece flashing with elevated cone means there is simply nothing to fail.



#### 25-year Warranty

Manufactured with advanced materials and coatings to outlast the roof itself



#### Superior Waterproofing

Tested to AC286 without sealant  
0.9" elevated water seal



#### Code Compliant


Securely holds conduit 1" above roof surface




#### All-In-One Kit Packaging

Flashings, Support Blocks, and SS lags with EPDM washers are included in each 12-pack


1. Drill pilot hole into roof decking.




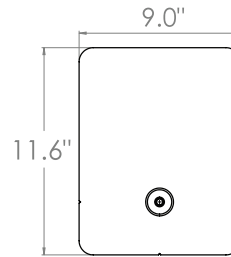
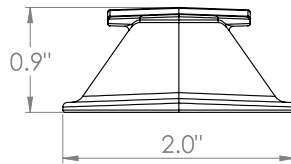
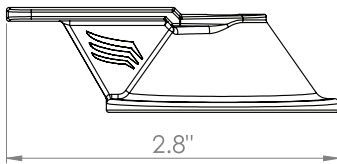

2. Optional: Apply a "U-shape" of sealant to underside of flashing and position under 2nd shingle course, cone over pilot hole.



3. Place support block over cone and install lag through one-hole strap and EPDM washer.



4. Drive lag into roof decking until secure.



Specifications	Comp Accessory Mount Kits	
SKU	PSCA-0MB0	PSCA-0MM0
Finish	Black Flashing, Mill Support Block	Mill Flashing, Mill Support Block
Kit Contents	Flashing, Support Block, 1/4" x 2.5" SS lag screw w/ EPDM washer	
Application	Conduit and Pegasus' J-box wing (P/N: PSUA-JM)	
Conduit Sizes	Up to 1 inch	
Roof Type	Composition Shingle	
Flashing Material	Painted Galvalume Plus	Galvalume Plus
Support Block Material	Aluminum	
Kit Quantity	12	
Boxes per Pallet	216	

**1105 Marietta Way • Sparks, NV 89431 • P: 844-731-2467**

Patents Pending. All rights reserved. © 2019 Pegasus Solar Inc.

**titansales@askmonroe.com • <https://titanwnc.com/>**